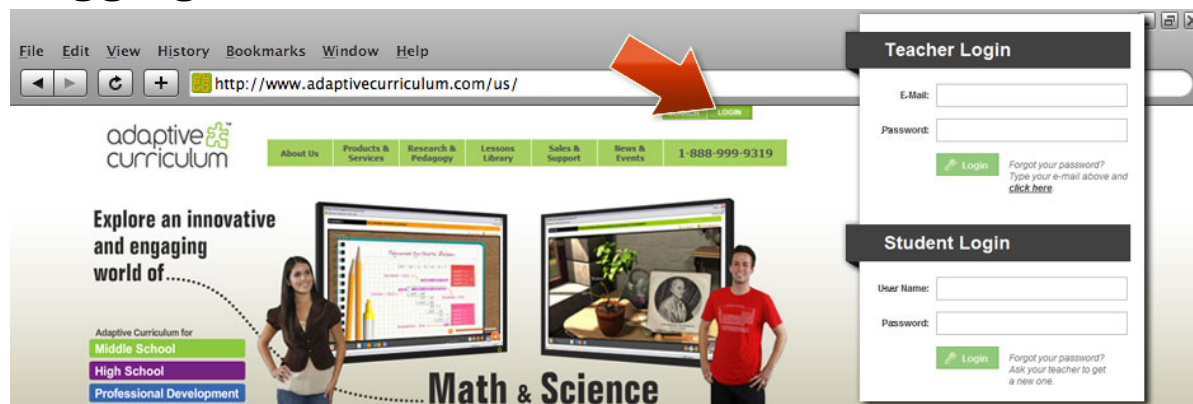


*Adaptive Curriculum* is an online learning system designed to enhance teaching and learning in mathematics and science for teachers and students in the middle grades. *Adaptive Curriculum* provides a rich library of Activity Objects via MyAdaptiveSpace, a flexible online learning environment for teachers with simple, intuitive tools that support the learning and teaching experience. Follow the below steps to begin using *Adaptive Curriculum*.

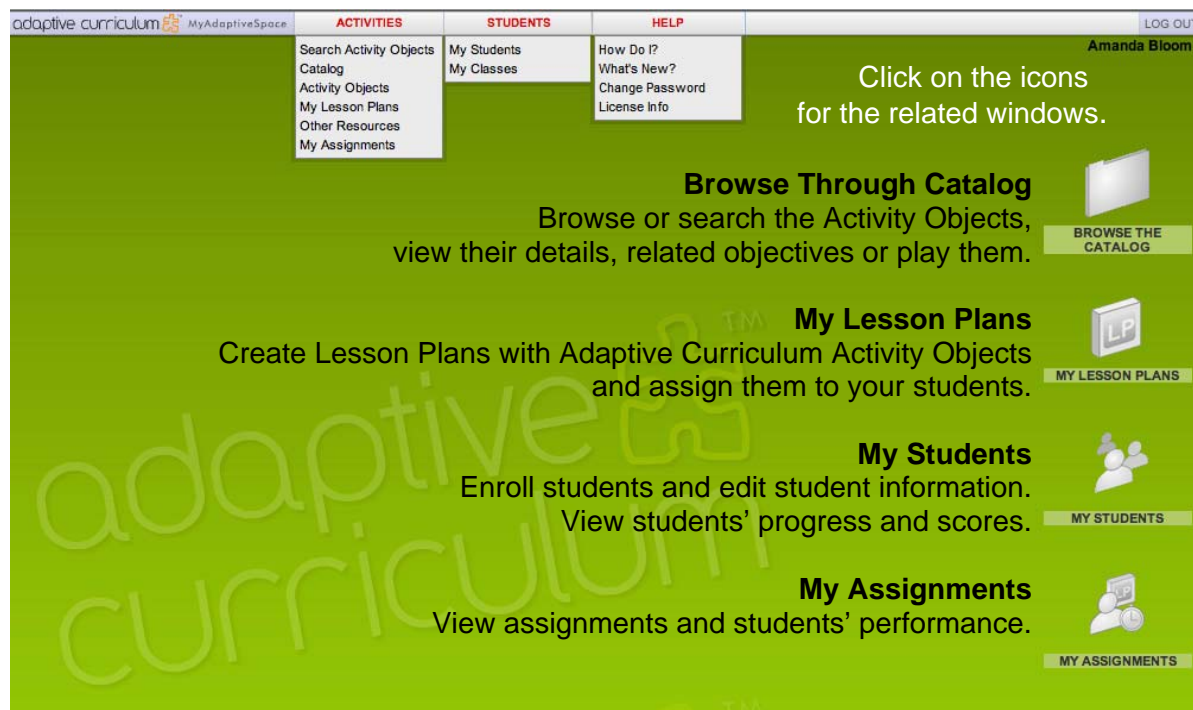
## Logging In



1. Go to **www.adaptivecurriculum.com** and click LOGIN
2. Enter your email address (*or username if provided*) and password in the login boxes.
3. Click **LOGIN**.

## MyAdaptiveSpace

All the tools provided in MyAdaptiveSpace are given in the top menu. To open the window you want, just click on the menu item or the related icon.

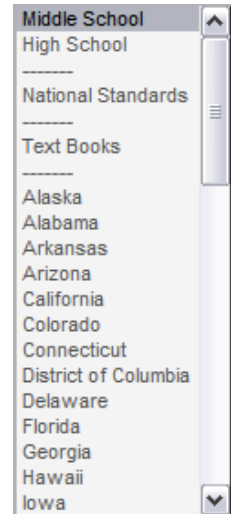


There are 3 ways to search for Activity Objects within *Adaptive Curriculum*: browsing the online catalog, doing a keyword or item search, or using your state's standards.

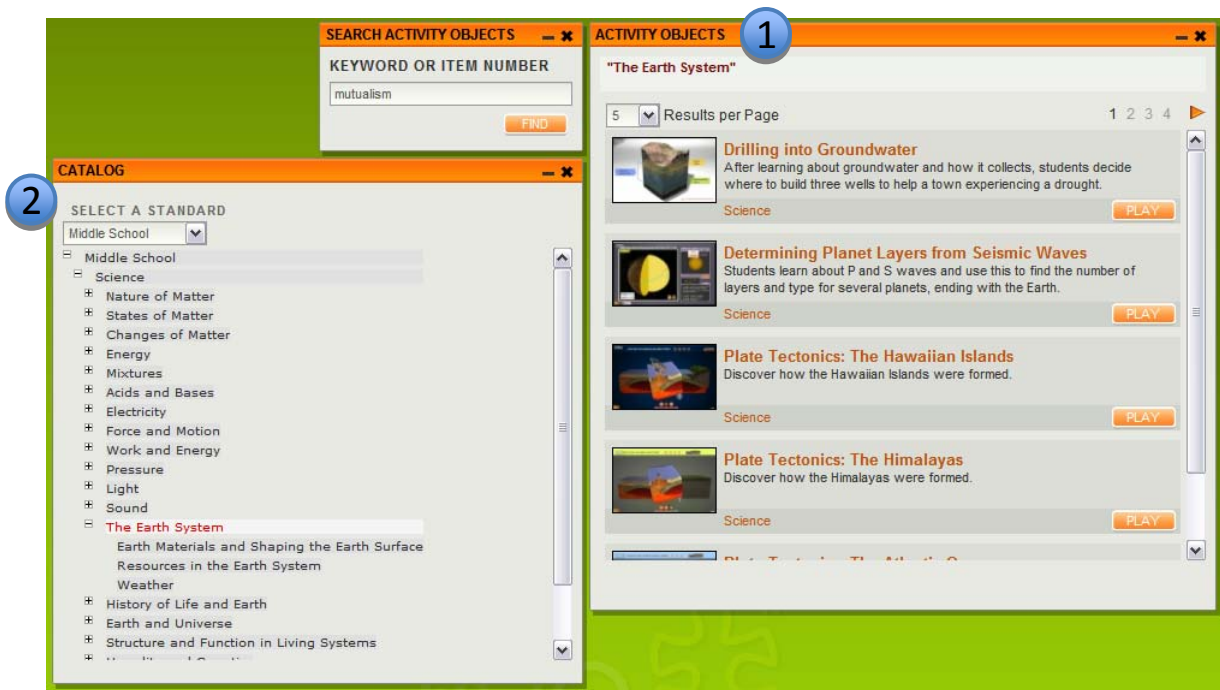
## Browsing the Catalog

### USING THE CATALOG TO FIND ACTIVITY OBJECTS

- 1 All Activity Objects are listed in the **ACTIVITY OBJECTS** window. To find the right Activity Object for your Lesson Plan, you can narrow down the listed items by browsing through the catalog.
- 2 To view Activity Objects suitable for your state's standards, select your state\* from the dropdown list in the **CATALOG** window. **(Details on p. 4)**



\* **NOTE:** You can use *Adaptive Curriculum's* Universal **CATALOG** "Middle School" or "High School" to browse through universal math and science topics.



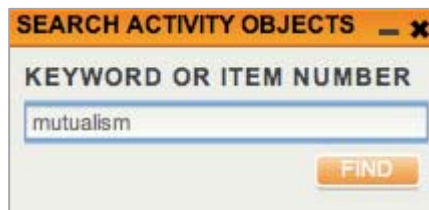
You can choose the course, grade or learning areas from the standards tree view. Only Activity Objects related to the item you choose will be displayed in the **ACTIVITY OBJECTS** window. **(Details on p. 4)**

Clicking on an Activity Object listed in the **ACTIVITY OBJECTS** window will open the **DETAILS** window. **(Details on p. 5)**

## Keyword or Item Search

### USING THE KEYWORD OR ITEM SEARCH TO FIND ACTIVITY OBJECTS

After entering a keyword in the **SEARCH ACTIVITY OBJECTS** window, click on **FIND** for a list of the Activity Objects related to that keyword\*.



\* **NOTE:** All Activity Objects partially or exactly matching your keyword in their titles or descriptions will be shown in the search results.

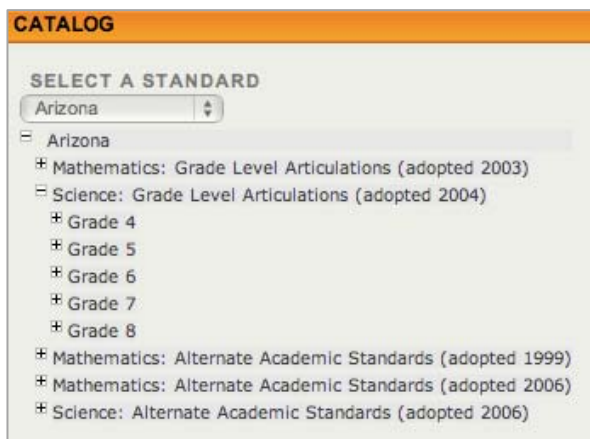
Search results will be displayed in the **ACTIVITY OBJECTS** window.



## State's Standards and Activity Objects

### USING MY STATE'S STANDARDS TO FIND ACTIVITY OBJECTS

To view Activity Objects fitting your state's standards, select your state from the dropdown list in the **CATALOG** window.

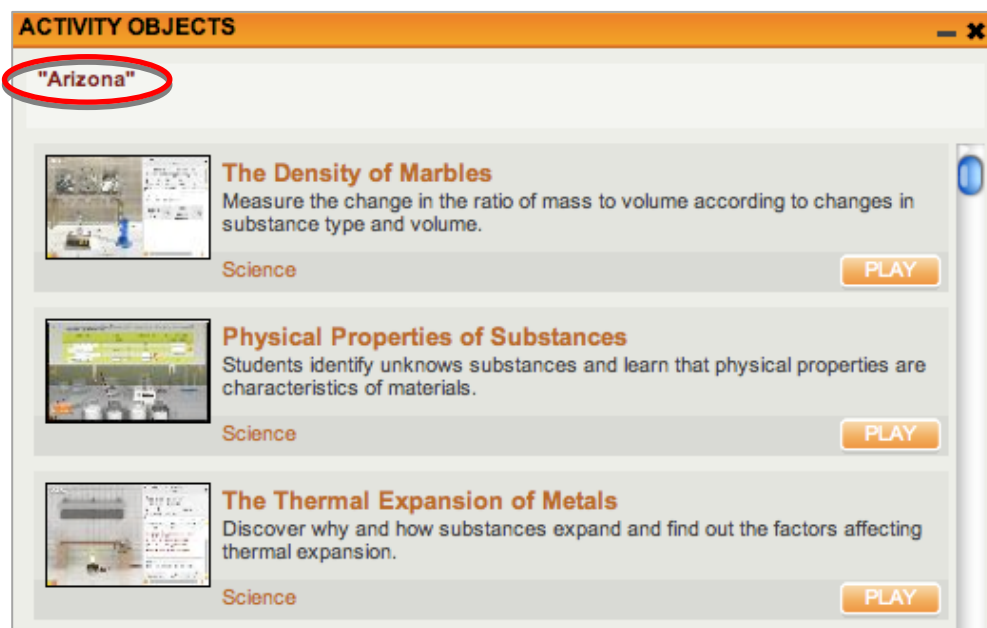


After selecting your state, choose the content and standards year.

You can filter the results using your state's curriculum tree structure.

Click on [+] to see the sub-level titles, or click on the title for a list of related Activity Objects in the Activity Objects window.

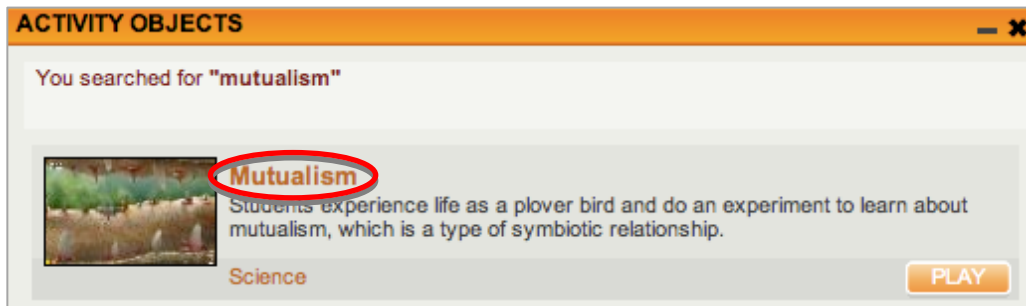
Results will be displayed in the **ACTIVITY OBJECTS** window.



## Activity Object Details

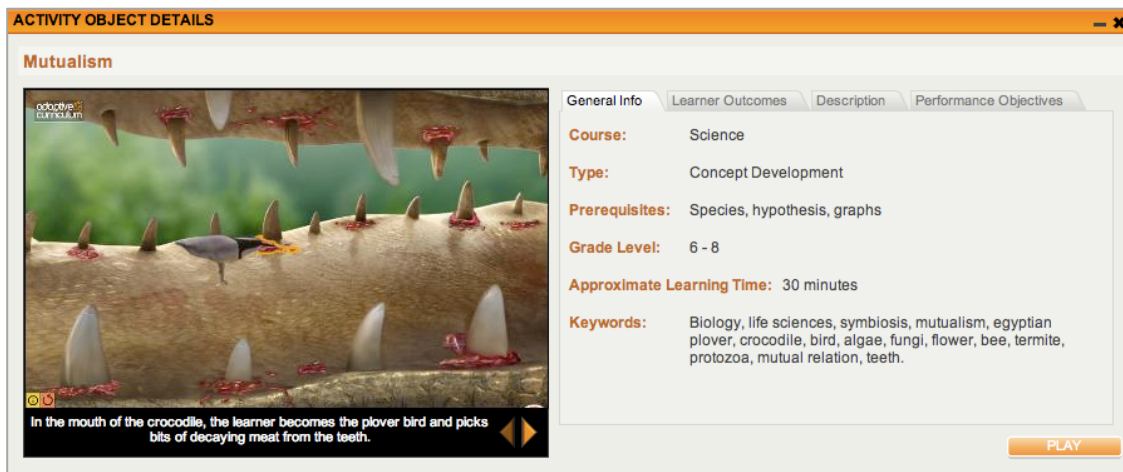
### LEARNING MORE ABOUT AN ACTIVITY OBJECT

To see details of a particular object listed in the Activity Objects window, simply click on the Activity Object name\* – for example, **Mutualism**.



\* **NOTE:** Clicking on the **PLAY** button will not show details of the Activity Object, but will actually run it.

Details of the Activity Object will appear in a new window: **ACTIVITY OBJECT DETAILS**.



The **ACTIVITY OBJECT DETAILS** window includes screenshots, **GENERAL INFORMATION** (course, type, prerequisites, grade level, suggested learning time and keywords), **LEARNER OUTCOMES\*** (after completing this lesson, students should be able to...), **DESCRIPTION**, and **PERFORMANCE OBJECTIVES** (performance objective alignments by state).



\* **NOTE:** Not all Activity Objects have Learning Outcomes.



**NOTE:** To learn more about Activity Objects, see the **ACTIVITY OBJECTS** guide.